

February 16, 2017.mobile.phone

Armor Knowledge Base

Armor Knowledge Base / Release Notes / 2017

February 16, 2017

Topics Discussed

MFA as a Phone Application (Microsoft Authenticator), MFA Phone Calls, Malware Protection, Long Management Detail, Notification Preferences

MFA as a phone application (Microsoft Authenticator)

NEW

In the **Armor Management Portal (AMP)**, you can now use the **Multi-Factor Authentication (MFA)** application from Microsoft to authenticate into AMP. Previously, authentication was only available via a phone call. Now, you can download and use the authentication application to access your AMP account, in addition to the phone method.



To learn more about this feature, see [Configure MFA as a phone application \(Microsoft Authenticator\)](#).

MICROSOFT AUTHENTICATOR SETUP

The Microsoft Authenticator app lets you generate security codes on your phone without needing to receive text messages.

To configure your Microsoft Authenticator app:

1. Download and install the Microsoft Authenticator app for [iPhone](#) or [Android](#).
2. Enter the activation code and URL below in your mobile app, or [scan a QR code](#).

[Generate new activation code](#).

URL

Back

Confirm

Microsoft Authenticator

[View More by This Developer](#)

By Microsoft Corporation

Open iTunes to buy and download apps.



View in iTunes

This app is designed for both iPhone and iPad

Free

Category: [Productivity](#)
Updated: Jan 30, 2017
Version: 5.0.6
Size: 25.7 MB
Languages: English, Arabic, Basque, Bulgarian, Catalan, Croatian, Czech, Danish, Dutch, Estonian, Finnish, French, Galician, German, Greek, Hebrew, Hindi, Hungarian, Indonesian, Italian, Japanese, Kazakh, Korean, Latvian, Lithuanian, Malay, Norwegian Bokmål, Polish, Portuguese, Romanian, Russian, Serbian, Simplified Chinese, Slovak, Slovenian, Spanish, Swedish, Thai, Traditional Chinese, Turkish, Ukrainian, Vietnamese
Seller: Microsoft Corporation
© 2016 Microsoft Corporation. All rights reserved.
[Rated 4+](#)

Compatibility: Requires iOS 9.0 or later. Compatible with iPhone, iPad, and iPod touch.

Customer Ratings

We have not received enough ratings to display an average for the current version of this application.

All Versions:
★★★ 152 Ratings

More by Microsoft Corporation



Microsoft Word

Description

The Microsoft Authenticator lets you quickly and securely verify your identity online, for all your accounts. A variety of features are available depending on the type of accounts.

[Microsoft Corporation Web Site](#) [Microsoft Authenticator Support](#) [Application License Agreement](#) [...More](#)

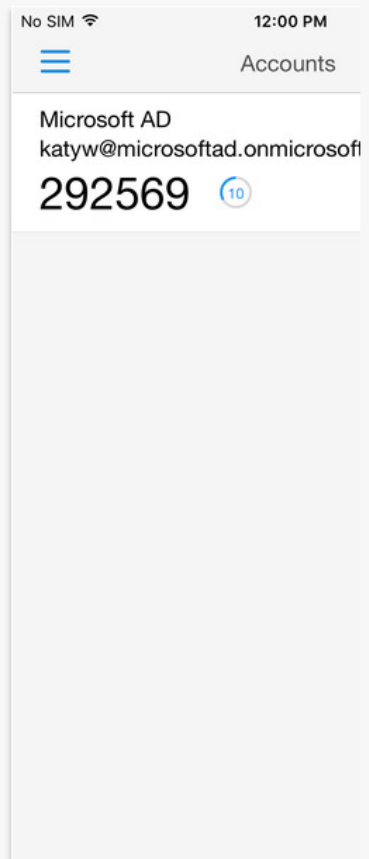
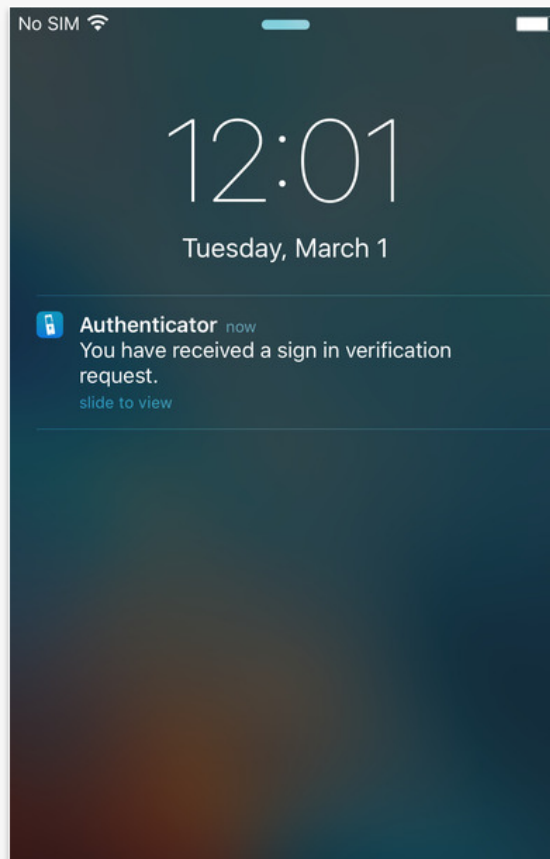
What's New in Version 5.0.6

Sign in with your phone instead of typing your password! We are rolling out a new, fast, and secure way to sign in to your personal Microsoft account across the web and apps. To take advantage of this new functionality, either add your new personal account, or if the account is already in the app, choose to "Enable phone sign-in" from the

[...More](#)

Screenshots

iPhone | iPad



Customer Reviews

Cannot see new features ★★★
by Shubhan Chemburkar

Hey team, I can't see the new "enable phone signin" option for all of my accounts. I could see it for one account that I did. For others, I cannot see them. Could it be that these accounts were present before the new way to add a Microsoft account was implemented via sign in as against the old scan QR code method.



Microsoft Authenticator

Top Developer

Microsoft Corporation Business

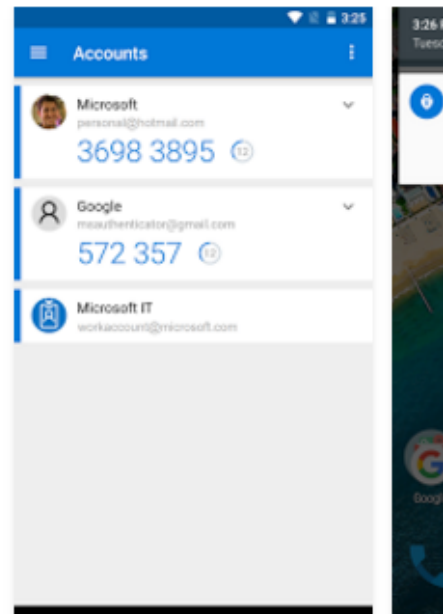
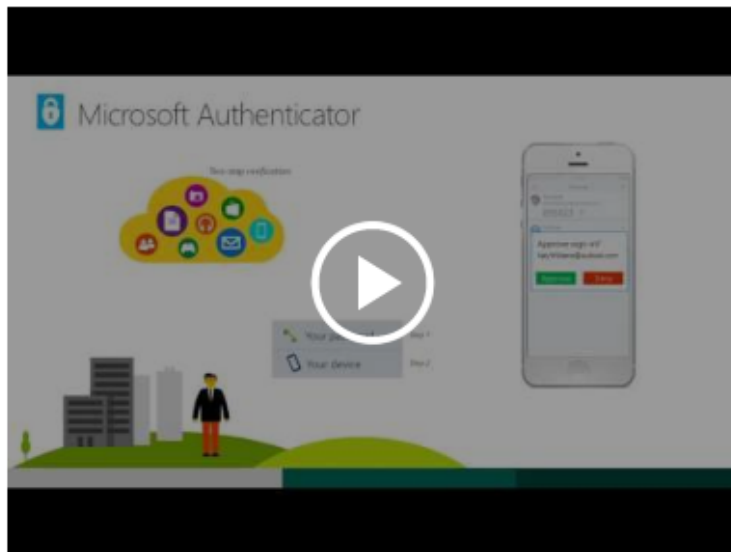
★★★★★ 3,667

Everyone

You don't have any devices

Add to Wishlist

Install



The Microsoft Authenticator lets you quickly and securely verify your identity online, for all of your accounts. A variety of features are available for all types of accounts.

Two-step verification:

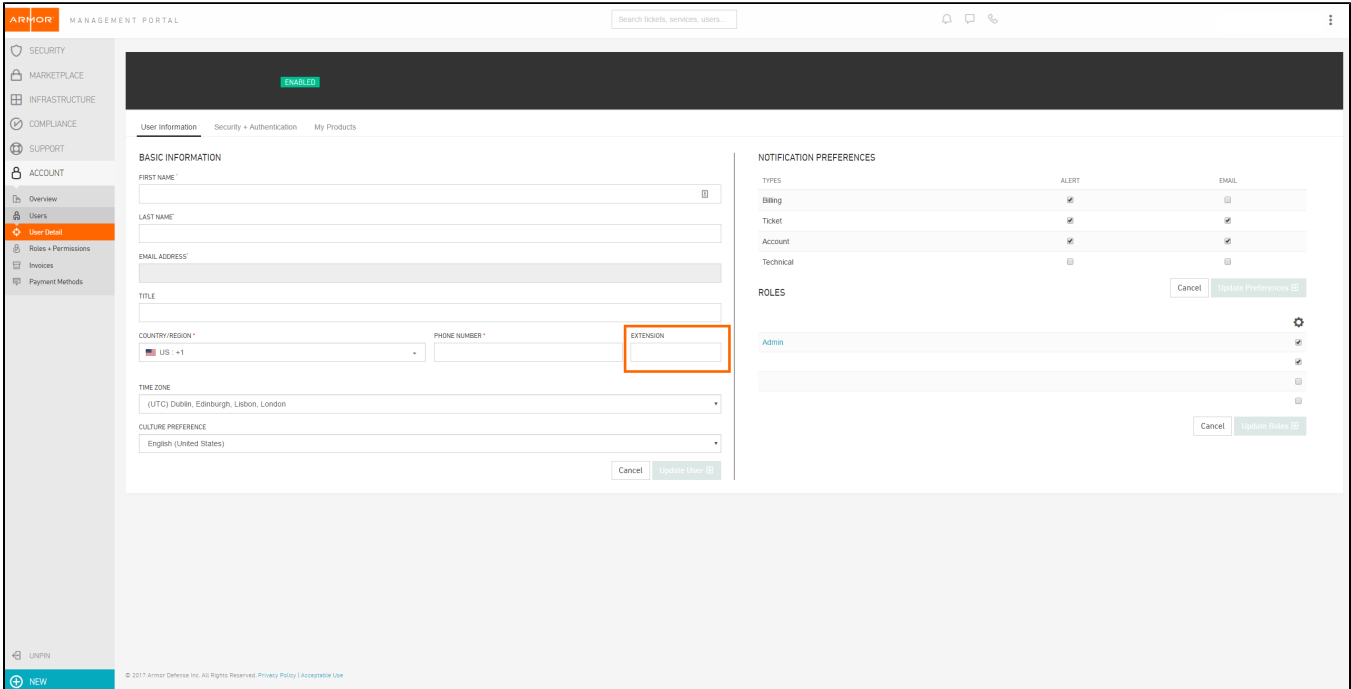
Two-step verification helps protect your account by providing an extra layer of security beyond simply

[READ MORE](#)

MFA phone calls

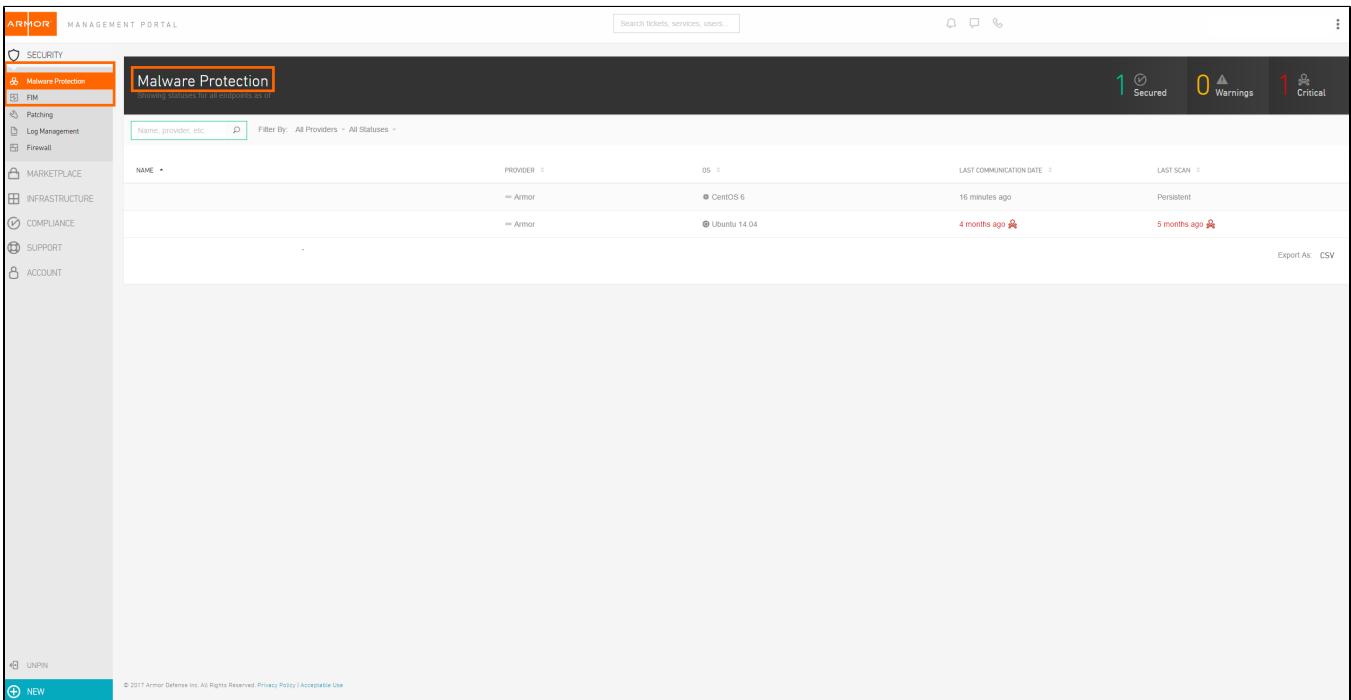
UPDATE

In the Armor Management Portal (AMP), you can now use a phone number with an extension for Multi-Factor Authentication (MFA). Previously, phone extensions, such as 555-555-5555 ext. 555, were not compatible with MFA. Now, you can use phone numbers with extensions, such as office numbers.



Malware Protection [UPDATE](#)

In the **Armor Management Portal (AMP)**, the term **Anti-Malware** has been replaced with the term **Malware Protection**. Previously, there was some confusion regarding the content that populated this screen. This update makes it clearer the type of information displayed in this screen.



To learn more about this screen, see [Malware Protection](#).

Log Management Detail

UPDATE

In the **Armor Management Portal (AMP)**, in the **Log Management Detail** screen, a method to select the date range was removed. Previously, there were two methods to select a date range to populate both the graph and table list; however, there was some confusion regarding which date range method applied to the graph and which date range method applied to the table list. Now, one method will be used to populate both the graph and the table list.

Additionally, in the same screen, the date range will default to the current date, with the option to select the previous 90 days. This update is useful because the screen will not load data until you have made a configuration, which will improve the load time of the screen.

The screenshot shows the 'Log Management Detail' screen in the Armor Management Portal. The date range is set to '07 Feb 2017 - 07 Feb 2017'. The main content area displays a message: 'You do not have log data in the selected time range.' Below this, there is a table header with columns for 'ip-', 'Average Daily Volume', and 'Retention Type'. The table shows '1.8 MB' and '90 days'. A filter bar is present with 'Filter By: Event Type - Size -'. A message at the bottom states: 'You do not currently have any Log data for VM reporting to AMP.'



To learn more about this screen, see [NOT PUBLISHED: Log Management](#).

Notification Preferences

UPDATE



This topic only applies to **Armor Anywhere** users.

In the **Armor Management Portal (AMP)**, **Armor Anywhere** users can now configure their notification preferences. You can configure the type of notification to receive (Ticket, Account, Billing, Technical) and how to receive the notification (AMP Alert, email).

- SECURITY
- INFRASTRUCTURE
- SUPPORT
- ACCOUNT
- Overview
- Users
- User Detail**
- Roles + Permissions
- Invoices
- Payment Methods

ENABLED
Last Login: Last Modified

User Information
Security + Authentication
My Products

BASIC INFORMATION

FIRST NAME

LAST NAME

EMAIL ADDRESS

TITLE

PHONE NUMBER 🇺🇸 +1

🔒 MFA Verified

TIME ZONE (UTC) Dublin, Edinburgh, Lisbon, London

CULTURE PREFERENCE English (United States)

Cancel Update User

NOTIFICATION PREFERENCES

TYPES	ALERT	EMAIL
Billing	<input type="checkbox"/>	<input type="checkbox"/>
Ticket	<input checked="" type="checkbox"/>	<input checked="" type="checkbox"/>
Account	<input checked="" type="checkbox"/>	<input checked="" type="checkbox"/>
Technical	<input type="checkbox"/>	<input checked="" type="checkbox"/>

Cancel Update Preferences

ROLES

Admin

Cancel Update Roles

✔ To learn more about notification preferences, see [Update notification preferences](#).