




Health Overview Dashboard

You can use the **Health Overview** screen to see the overall health status of your virtual machines.

The top of the **Health Overview** screen contains four types of information, displayed in various widgets.

 To fully use this screen, you must add the following permissions to your account:

- Read Dashboard Statistics

Widget	Description								
Overall Health Score	<p>This widget displays an average of the Protection, Detection, and Response scores.</p> <div data-bbox="245 558 1482 640" style="border: 1px solid #ccc; padding: 5px;"><p> Scores in the security dashboards are calculated and updated every night at 2:00 AM UTC.</p></div> <p>Protection</p> <p>This score is based on the stability of the Armor agent and any corresponding subagents.</p> <p>For more information, see Protection Dashboard (Armor Complete).</p> <p>Detection</p> <p>This score is based on the incoming activity (log activity) of the Armor agent and any corresponding subagents.</p> <p>For more information, see Detection Dashboard (Armor Complete).</p> <p>Response</p> <p>This score is based on the response time for a support ticket between you and Armor.</p> <p>For more information, see Detection Dashboard (Armor Complete).</p> <table border="1" data-bbox="245 1117 570 1308"><thead><tr><th>Score range</th><th>Health status</th></tr></thead><tbody><tr><td>10 - 8</td><td>Good</td></tr><tr><td>7 - 4</td><td>Fair</td></tr><tr><td>3 - 1</td><td>Poor</td></tr></tbody></table>	Score range	Health status	10 - 8	Good	7 - 4	Fair	3 - 1	Poor
Score range	Health status								
10 - 8	Good								
7 - 4	Fair								
3 - 1	Poor								
Vulnerabilities	<p>This widget displays the number of detected vulnerabilities, based on the information from the weekly vulnerabilities report.</p> <div data-bbox="245 1375 1482 1486" style="border: 1px solid #ccc; padding: 5px;"><p> The number of detected vulnerabilities displayed in the widget may differ from the detected vulnerability count that displays in the latest scan report. This is because the widget does not include informational alerts (Severity = Info), while the scan report does include these types of alerts.</p></div> <p>A vulnerability scan takes place every Sunday at 10:00 PM, local server time. After a scan is complete, the corresponding report is added to the Vulnerability Scanning screen of the Armor Management Portal (AMP). Additionally, this widget is updated based on the scan.</p> <p>To learn about the Vulnerability Scanning screen, see Vulnerability Scanning.</p>								

Security Incident s Total	<p>This widget displays the number of open or pending support tickets that are considered highly important, security-focused incidents, known as Critical Incidents.</p> <p>Internally, when Armor Support reviews a support ticket, a support personnel can label the ticket as a Security Incident. These tickets will be given a severity rating (low, medium, high, critical), and then displayed in the Security Incidents screen. A Security Incident with a Critical status is also known as a Critical Incident.</p> <p>In the Security Incidents screen, you will only see an incident if you are listed as a recipient on the support ticket or if you opened the support ticket.</p> <p>Armor Support, you, or someone on your account can open a support ticket that can eventually evolve into an incident.</p> <p>To learn more about the Security Incidents screen, see Security Incidents (Armor Complete).</p> <p>Under Security Alerts Needing Attention, you can click a specific incident, and then you will be redirected to the Security Incident screen with the table already filtered.</p>
Logs Parsed (Past 24h)	<p>This widget displays the number of logs that Armor has received and analyzed in the past 24 hours.</p>

Related Documentation

- [ANYWHERE Detection Dashboard](#)
- [ANYWHERE Health Overview Dashboard](#)
- [ANYWHERE Protection Dashboard](#)
- [ANYWHERE Response Dashboard](#)
- [Detection Dashboard](#)
- [Health Overview Dashboard](#)
- [Protection Dashboard](#)
- [Response Dashboard](#)



Was this helpful? *

Your Rating: ☆☆☆☆☆

Results: ★★★★★ 4 rates