



Update Firewall Group

 This API call only applies to **Armor Complete** users.

The **Update Firewall Group** API updates details for a specific firewall group.

 You can use the [Get Firewalls](#) API to find the **ovdcld** / **device ID**, which will return as **id**.

 You can use the [Get Firewall Groups](#) API to find the firewall group ID, which will return as **id**.

Sample Request



```
PUT https://api.armor.com/firewall/2/groups/8
{
  "id": 8,
  "deviceId": 2,
  "name": "Local IP",
  "description": "",
  "type": "group",
  "values": ["192.158.1.1"],
  "isReadOnly": false
}
```

Input

The following table describes the different parts of this API call:

API Call / URL	Method / Type
/firewall/{deviceId}/groups/{id}	PUT

The following table describes the parameter (or parameters) for this API call:

Parameter	Description	Format	Required or optional	Example
ovdcld	The ID of the device  You can use the Get Firewalls API to find the ovdcld / device ID , which will return as id .	Integer	Required	2
id	The ID of the firewall group  You can use the Get Firewall Groups API to find the firewall group ID, which will return as id .	Integer	Required	8
name	The name of the firewall group	String	Required	Local IP
description	A description for the firewall group	String	Optional	""
type	"group," "any"	enum	Required	group
values	Network addresses	Array	Required	192.158.1.1

isReadOnly	Reserved for Armor-defined groups (You must enter false .)	Boolean	Required	false
-------------------	--	---------	----------	-------

Sample Return

Status	Response
200	<pre>{ "id": 8, "deviceId": 2, "name": "Local IP", "description": "", "type": "group", "values": ["192.158.1.1"], "isReadOnly": false, "vcdOrgVdcId": 0 }</pre>



Was this helpful? *

Your Rating: ☆☆☆☆☆

Results: ★★★★★ 3 rates